

How to Consent for Online Delivery of Your Tax Form

In order to receive an electronic copy of your tax form instead of a paper copy, you must provide your consent through Tax Form Management. Complete the following steps to consent to online delivery of your tax form.

1 Under Online Delivery Consent

mark the checkbox for the tax form you wish to receive an electronic copy of.

2 Select

“Give online consent.”

3 Read the disclosure,

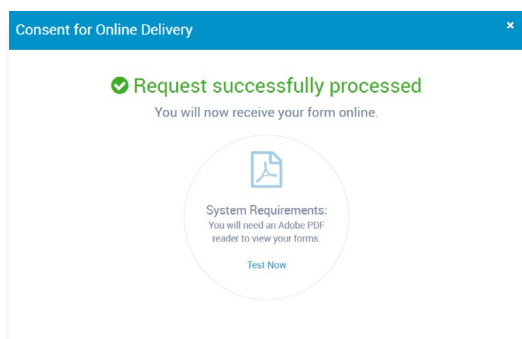
and mark the checkbox to acknowledge that you understand and accept the terms for consenting to online tax form delivery.

4 Select “Accept & Continue.”

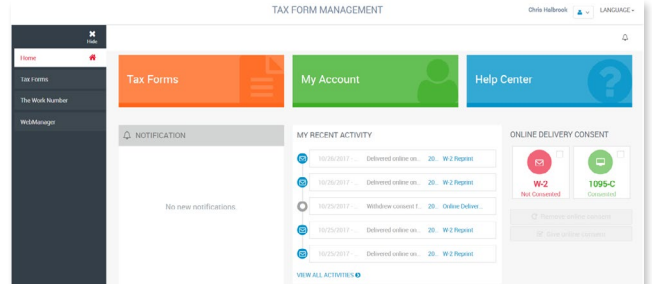
5 Select

the correct email address and mailing address and select “Confirm & Submit.”

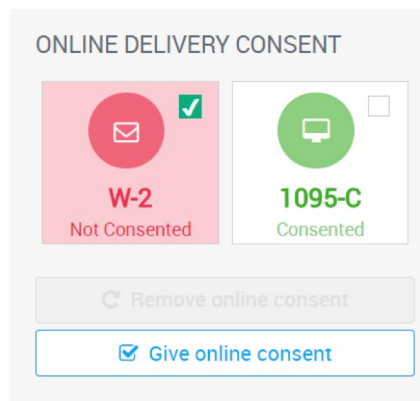
After you have confirmed your information, you will see a receipt page indicating that you have consented to online delivery of your tax form.



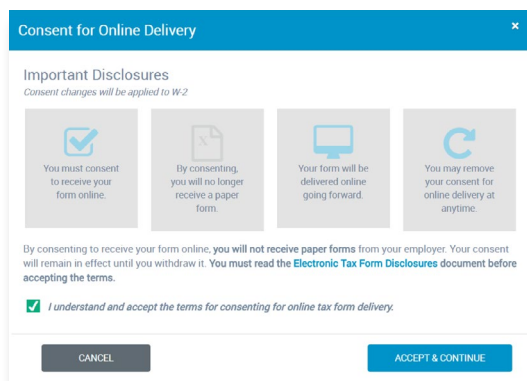
1



2



3



4

5

